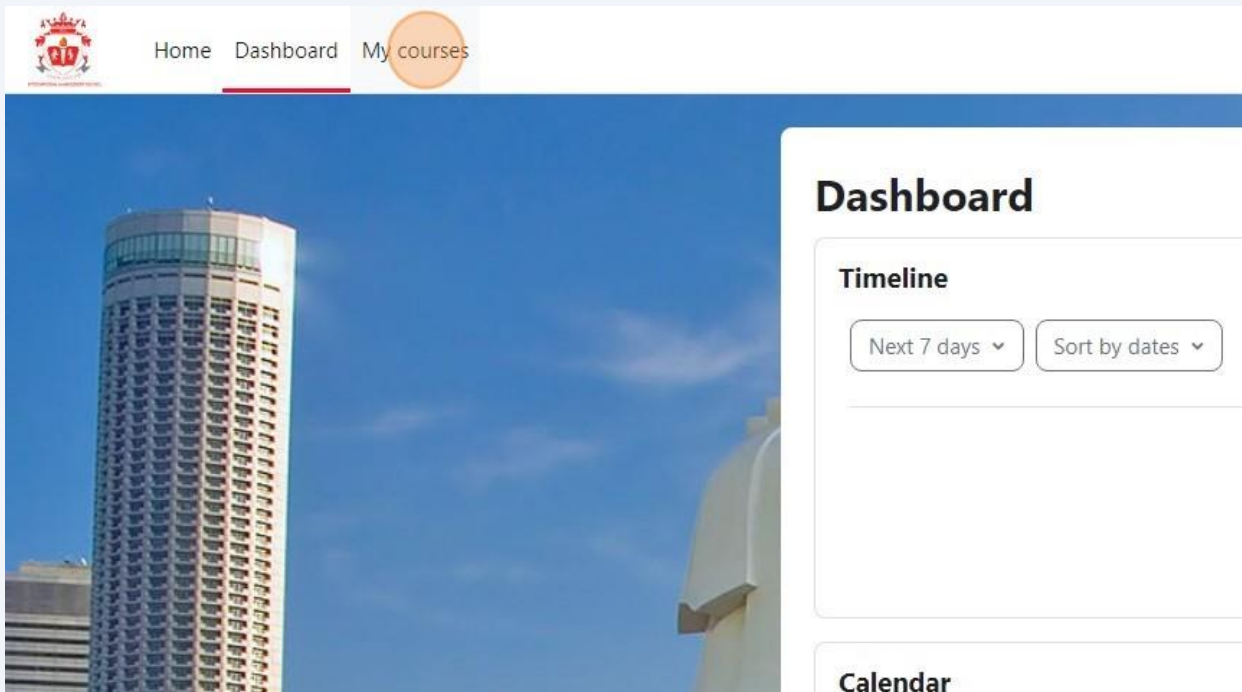


How to Answer and Submit the Activity Question.

1 Navigate to <https://www.imselearning.com/my>

2 Click "**My courses**"



3 Click "Academic Writing and Research Skills



Course overview

All ▾ Search Sort by course name ▾ Card ▾

Academic Writing and Research Skills
Certificate
22% complete

4 Click "Activity Question - Module 1 Quiz"



 **Module 1 - Video**

Module 1 - Academic Writing and Research Skills

 **Activity Question - Module 1** To d

Students have to view the *Module 1 - Video* before answering it!

You will be **given 30 minutes to answer all the questions** and submit in the portal, once its over the tin able to upload your answer.

Please submit your answer based on the **required file type**.

5 Click "**Attempt quiz**"



To do: Make attempts: 1

Students have to view the *Module 1 - Video* before answering it!

You will be **given 30 minutes to answer all the questions** and submit it. You won't be able to upload your answer.

Please submit your answer based on the **required file type**.

Attempt quiz

Attempts allowed: 1

Time limit: 30 mins

6 Click "**Start Attempt**"



Start attempt

Time limit

Your attempt will have a time limit of 30 mins. When you start, the timer will count down and cannot be paused. You must finish your attempt before it ends. Are you sure you wish to start now?

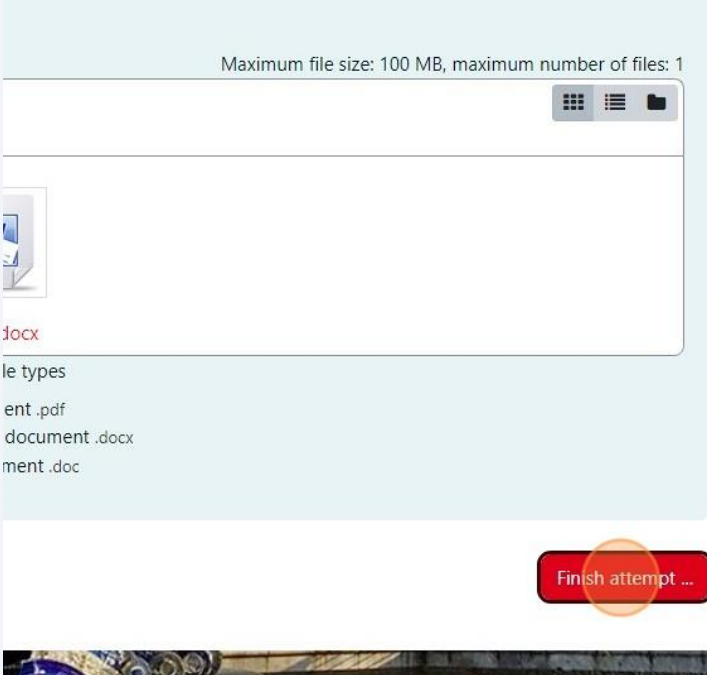
Start attempt

Cancel

7

Answer the question by submitting with the **required Document File Type**. Once done uploading the document file type. Click **Finish Attempt**'.


Maximum file size: 100 MB, maximum number of files: 1



File types

- ent .pdf
- document .docx
- ment .doc

Finish attempt ...



8


Click "Submit all and finish"

Answer saved

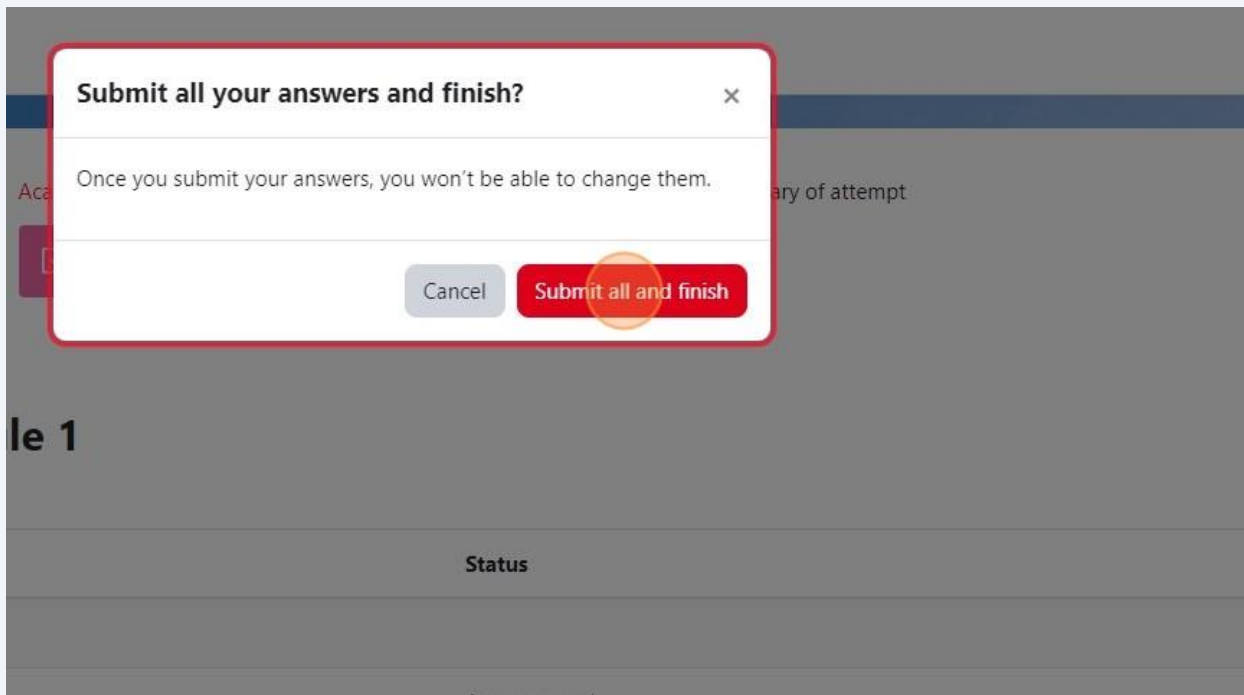
Return to attempt

This attempt must be submitted by Monday, 20 November 2023, 11:38 PM.

Submit all and finish



9 Click "Submit all and finish"



10 That's how you can answer the activity question and submit it.